

PHOTO BY KITTY BELENDEZ



PEARL ESSENCE

◆ PACIFIC ◆ SOUTHWEST ◆ ROSE ◆



QUARTERLY BULLETIN ◆ AMERICAN ROSE SOCIETY ◆ PACIFIC SOUTHWEST DISTRICT

Steve Jones, District Director

Summer 2001

Kitty Belendez, Editor



MESSAGE FROM THE DISTRICT DIRECTOR

Steve Jones
District Director
Pacific Southwest District
scvrose@aol.com

The 2001 District Convention in Bakersfield was a huge success.

Thanks go to the Kern County Rose Society and organizers Bert & Kay Grant and Sam & Bev Trivitt. About 162 people signed up for the convention.

Congratulations are in store for the big winners, Bob Martin who won the Silver Medal, Kitty Belendez who won the Outstanding Consulting Rosarian Award, Bev and Sam Trivitt who won the Outstanding Hort Judges Award, Carolyn Buman who won the Outstanding Arrangement Judges Award, and Cal and Barb Hayes who won both of the District National Awards, the McFarland and Moore.

Speaking of Cal and Barb Hayes, a new District Trophy was approved by the membership honoring the Hayes. The trophy, sponsored by the Orange County Rose Society, will be nine different mini roses (not mini-floras), exhibition form, in separate containers. This will be a mini Nicholson ("Nicky"), which is a national trophy they have won several times with hybrid teas. This is quite an honor for these top exhibitors.

On the subject of district trophies, I asked the Trophy Review Chairman, Lillian Biesiadecki, to check with each trophy sponsor to see if those requiring miniature roses wish to modify their descriptions whether or not to include mini-floras. Also, the membership voted to make sure it is clear that we allow only one entry per exhibitor for each of the district challenge classes. The language will be worked on by the Arrangement and Hort Judges Chairs for next year's show. I also asked the Trophy Chair to review each of the current district trophies and see if they are still viable, or need to be retired or modified.

We are looking into revisions of the bylaws. Al Troyer is the Chairman of this committee. The changes so far are minor, and they deal with the inconsistency of our bylaws and ARS on selection of the awards. No district can violate ARS rules, so we are modifying them to

change to ARS policy. If you have any other changes you'd like to propose, send an e-mail or letter to AI. We will vote on the proposed changes next convention. A copy of the bylaws are on the PSWD webpage.

Speaking of conventions, next year will be hosted by Orange County Rose Society. They have a tentative agreement with a hotel in Irvine, near the former John Wayne Airport. The dates will be the second weekend



PHOTO BY KITTY BELENDEZ

Bud, Lynn, Lillian, Loreen, Bob, and Suzanne inspect the J & P test roses.

next May. Denise Pulley is co-chair of the convention. Sue Streeper also gave us a talk about the 2004 convention which will be a national hosted by San Diego.

Continued on Page 4

INSIDE THIS ISSUE

<i>Message from the District Director</i>	1
<i>Calendar</i>	2
<i>From the Editor's Desk</i>	2
<i>Consulting Rosarians</i>	3
<i>"Sunny Bill"</i>	3
<i>The Judges' Gavel</i>	4
<i>Arrangement Judge's Niche</i>	5
<i>Natural/Organic Products for Roses</i>	6
<i>Highlights from the District Convention</i>	8
<i>Rose Show Winners</i>	9
<i>Ways to Lose a New Member</i>	12
<i>Cool and Classy Skirt for Well-Dressed Rose</i>	13
<i>The Extremes Meet</i>	14
<i>PSW District Societies & Their Presidents</i>	15
<i>District Officers & Committee Chairs</i>	16



'Baronne Prevost'

Calendar

June 2 & 3, 2001

**Albuquerque Rose Society
Rose Show**

Albuquerque Garden Center
Info: Harold Stone (505) 298-8004

June 6-10, 2001

ARS National Convention

Portland, OR
Info: John Lauer (503) 644-9356
jlauer01@sprynet.com

June 10

**Inland Valley Rose Society
Rose Show**

Armstrong Garden Center
Claremont Store
Info: Diane Mills (909) 797-4401

June 16-17, 2001

PSWD Judging School

Sponsored by Pacific RS
Odd Fellows Temple
Info: Chris Greenwood
(626) 914-7585
CrisGreen1@aol.com

June 29-July 1

ARS National Mini Rose Show

Boston, MA
Info: Ann Hooper
(781) 932-8018
annhooper@aol.com

July 21-22, 2001

**PSWD Rose Arrangement
Judging School**

Mesa, AZ
Info: Kreg Hill
(505) 345-1344
kreg@swcp.com

September 20-24

ARS Fall National Convention

Cleveland, OH
Info: Bob Choate
(440) 286-4291

September 29

**Ventura Rose Society
Rose Show**

Camarillo Airport
Cowan Conference Center
Info: Jeri Jennings (805) 482-2066
DalsnRoses@att.net

October 6

**Santa Barbara Rose Society
Rose Show**

Casa Las Palmas
Santa Barbara
Info: Connie Feeley
connie.feeley@accounting.ucsb.edu

October 13

**Santa Clarita Valley
Rose Society
Rose Show**

Valencia Town Center Mall
Valencia, CA
Info: Kitty Belendez (661) 296-5033
rosextckb@aol.com

October 13

**East County Rose Society
Rose Show**

El Cajon, CA
Info: Sally Long (619) 588-8893
rosyvu@home.com

October 20-21

**Los Angeles Rose Society
Rose Show**

Descanso Gardens
LaCanada, CA
Info: Bob Martin
petrose@aol.com

October 27-28

**Orange County Rose Society
Rose Show**

Roger's Gardens
Newport Beach, CA
Info: Linda Bradfield
(949) 786-2082

VISIT THE DISTRICT WEB SITE:


<http://www.geocities.com/pswdistrict/>

If you don't have Internet access at home, you can get "on-line" at any public library.

Copyright 2001 Pacific Southwest District

From the Editor's Desk

By Kitty Belendez



A Job Well Done!

Congratulations to Lou Pavlovich and Frank and Cherrie Grasso for winning the ARS Gold Certificate for Best District Bulletin for the year 2000. Sam Trivitt also deserves credit as publisher. They did a fine job. The Award will be presented at the ARS National Convention in Portland.

Photos of Gardens Needed

Our District Webmaster, Glenn Fiery is asking for high quality photos of gardens to place on our District web site. They don't have to be part of the Garden Tour list that he currently has on the district site. But he would like to have photos of other private and personal gardens to have mainly as a photo gallery. No addresses will be published, just the owner's name, as a way to add more interest to the web site. You can e-mail digital photos to Glenn or mail prints to Kitty for scanning.

Photos of Rose Shows

Speaking of photos, if you have digital photos of your local rose shows, especially some of the winning roses, we will try to put them on the district web site as well as in *Pacific Southwest Rose* (as space allows). Please e-mail them to Kitty at rosextckb@aol.com

Everything You Want to Know About Exhibiting

Bob Martin has launched a new web site for exhibitors at www.roseshow.com. There he lists many rose show winners throughout the U.S.A. and lots of color photos of the winning roses. He also includes numerous articles on exhibiting. Bob is also publishing an exhibiting book titled "Showing Good Roses" which will be available this summer (softcover, 512 pages, \$32.95 + shipping).


We Need Subscribers!

Although our subscriber base has increased by 25% since I assumed the editorial job for *Pacific Southwest Rose*, I have identified at least 80 judges, consulting rosarians, bulletin editors, and society presidents who still are not subscribing to the District bulletin, even though I have sent subscription invitations to them several times in the last six months. Please remind your colleagues that they should be subscribing to the *Pacific Southwest Rose* so they can keep updated on the district activities.

DEADLINE FOR SUBMISSION OF MATERIALS FOR THE AUGUST ISSUE OF PACIFIC SOUTHWEST ROSE:

JULY 15, 2001

Please send all materials to the editor, preferably via e-mail to: rosextckb@aol.com



The Judges' Gavel

By Frank & Cherrie Grasso

District Hort. Judges Co-Chairs

We would sincerely like to thank all the judges who responded to judging the Pacific Southwest

District Convention in Bakersfield, CA. Your quick response and support was remarkable.

Twenty-one out of one hundred nine judges failed to submit the Judges Annual Report. We really were hoping for 100% participation. It is quite a task to get this report sent out to all the judges and then to tally the results in order to submit the completed report to the ARS National Chairman of Judges on time. This report also becomes a permanent part of each judge's record and is a yearly requirement in order to maintain his or her credentials.

Please note: Any correspondence from us in the future will have on your mailing label, after your name, your next required audit year. This is another of our ongoing efforts to keep you informed and up-to-date on all your requirements. Also, if you are new to the district or have any update information please notify us as soon as possible.

The Pacific Rose Society has volunteered to sponsor a Horticultural Judging School to be held on June 16 & 17 2001 at the Odd Fellows Temple in El Monte, California. If you are interested in becoming a judge or wish to audit the school, please contact Chris Greenwood for registration information. Phone number: (626) 914-7585.

Judges Court:

We hope you have been dusting off your judge's manual and having fun with these questions.

The answer to the last question: "To determine stem on stem in a challenge or collection class or a non-challenge or non-collection class, who removes the specimen from the vase?"

In the current *Guidelines for Judging Roses*, in Chapter 3 it states "If a judge cannot otherwise detect the presence of this condition, he may lift the specimen very carefully from the vase by its stem, being careful to replace it in the exact same position. The only exception to this is when judging challenge or collection classes calling for more than one specimen. If stem-on-stem exists, it must be determined without touching or moving any rose in the exhibit."

The Appendix under Rules for Judges 1-A, states "After a winning entry has been selected in a challenge or collection class, a team of judges will review this entry before it is placed on the Court of Honor to determine if any conditions which warrant disqualification exist. This includes any of the disqualification conditions, but especially those conditions such as stem-on-stem, splints, substitution of foliage, inserting petals, etc., which are sometimes difficult to detect as arranged in the entry. During review of the entry, the judges will have the

prerogative to move specimens in the collection and return them to their original position as closely as possible. If a condition warranting disqualification is found, the class will be judged again by the original team or teams of judges to determine if another entry is worthy of the first place award. This procedure must be followed in all National and District Shows. It is recommended for local shows."

Whew! Hope you all caught that one.

Now for the next question: Who or what is the final authority for a rose show?



'Irresistible'

We can be reached as follows:

Frank & Cherrie Grasso
2235 Tierra Verde Road
Vista, CA 92084
(760) 727-2436
E-mail: RoseWizz@aol.com.

DISTRICT DIRECTOR, *Continued from Page 1*

Our convention in 2003 will be hosted by Mesa Rose Society. Any society interested in hosting the 2005 and beyond conventions, please contact me.

Also congratulations were given to our bulletin contest winners for 2000. Our district bulletin won the gold medal! Congrats to Frank and Cherrie Grasso and Lou Pavlovich who were the editors. *Rose Ecstasy*, Santa Clarita Valley RS, Kitty Belendez, editor, won the Silver Medal for local society bulletins. Tinseltown, Luis Desamero, editor, and Los Angeles, Janene Rosenthal, editor, won honorable mentions for their bulletins.

Several district members won Awards of Merit for outstanding articles including: Bob Martin (2), Kitty Belendez (2), Dick Streeper (2), Steve Jones (2), Lynn Snetsinger, Richard Shiell, Dona English, Paul Zimmerman, Jim Delahanty, Ivy Bodin, Dean Murakami, and Kreg Hill & Bill Christensen received one each.

Overall this convention was one of the more relaxing ones I have attended, plus the food was great. The home garden tours were excellent. Who would have guessed you would find three Gardens of Eden in this area? Everyone seemed to have a fun time. After all, isn't that what our rose growing hobby is all about?

SOCIETY GEMS

Los Angeles Rose Society and **Santa Clarita Valley Rose Society** both have new web sites. Los Angeles is located at www.laroses.homestead.com, and Santa Clarita is located at www.scvrs.homestead.com. Kitty Belendez is the webmaster of both sites. **Del Mar Rose Society** (CA) joins our ranks as a new rose society.

Have a Gem? E-mail Kitty at rosextckb@aol.com with your society "Gem", please use the word GEM in the subject line.



CONSULTING ROSARIANS

By Robert B. Martin, Jr.

District Chairman of
Consulting Rosarians

On March 3, the South Coast Rose Society hosted an outstanding Consulting Rosarian Seminar and School in Rolling Hills, CA. There were 99 rosarians in attendance, of which 50 were current CRs who updated their credentials through 2004. In addition, I am pleased to report that 11 new candidates have completed all of their requirements and have been added to the CR roll for the District. This brings the total number of active CRs in the PSWD to 279. I am grateful to Gloria Leinbach and the hard-working members of the South Coast Rose Society for all they did to host the seminar.

Future Seminars/Schools

We are currently working on a CR Seminar/School to be held in the Phoenix area in September and I would like to make a practice of scheduling two CR seminars each year, one in the Southern California area, and one outside Southern California. I have received an expression of interest from the Desert Rose Society to hold a seminar in 2002. If your Society is interested in sponsoring a seminar, please contact me to discuss arrangements.

Status of CRs


A CR is required to audit a CR seminar once every three years. I have been advised by ARS Headquarters that all of the CRs in the District are enrolled through at least 2003. I have submitted an updated list of CRs to our webmaster for posting on the District website. This list is based on the listing sent to me by ARS Headquarters, and I will appreciate each CR reviewing their information at the website. Please advise me of any address changes or other changes in data that are appropriate. If you are not listed, please let me know and I will make inquiries to address the problem.

CR Annual Report

Each CR is also required to submit an annual report on their activities. I am currently revising the form of this report and plan to send it out at the end of this year, so nothing needs be done at this time. I will appreciate each CR keeping track of their speaking engagements, articles and other CR activities as I will be asking questions about these in order in the form.

Forms for CR Applications

Individuals who are interested in becoming CRs should contact me as I now have a supply of application and recommendation forms which I can provide, both by mail and by e-mail. It is necessary that any prospective CR have three years of continuous ARS membership and this needs to be checked with Headquarters ideally before the candidate takes the test. All of the paperwork can be



'My Sunshine'

WILLIAM HILLMAN, JR.

1928-2001

By Connie Wilke

Bill Wilke and I first met Bill Hillman at a meeting of the Rio San Gabriel Rose Society in 1959. He was already an established exhibitor and we were but neophytes in the area of growing roses, much less exhibiting them. From the advice and encouragement given us by Bill, we tried our hand at exhibiting in local rose shows. It was always a pleasure to see Bill and his mom at these shows and even a greater pleasure when we could give him some competition.

Bill became an ARS horticultural judge and consulting rosarian in later years and eventually dropped out of exhibiting to devote his time to his rose growing, judging and consulting. There was not much that Bill didn't know about growing roses and he was always eager to tell you his methods of growing the best roses possible. Bill received the Pacific Southwest District Outstanding Judge Award in 1991.

During his years working for the phone company, he became involved with computers and it was only natural that he would take his experience with computers into building his first home computer from a *Heathkit*. From there, his affair with computers became his major love, second only to his roses.

Even though Bill was busy with his roses and computers, he also had time to devote his time and efforts to the Pacific Rose Society and was President in 1994 and 1995. He was Judges Chair numerous times for many of Pacific Rose Society's rose shows and was on the Board of Directors.

In 1990, a new love entered his life, namely Janie, whom he met on the garden board of Prodigy and finally got to meet in person in May of 1991 in the poppy fields of Gorman, California with a group of other garden board members. Later that year they were married in Bill's rose garden with many of Bill's phone and rose friends in attendance.

The rose world has lost a fine rosarian and his many friends will miss him.

Editor's Note: Bill was also the first Webmaster for the Pacific Southwest District of the American Rose Society, and served 1998 through 2000. He was known on the rose forums as "Sunny Bill."

completed in advance of the test, so it is a good idea to get the paperwork processed first. Please feel free to contact me even if you are just thinking about becoming a CR. As I mentioned at the CR Seminar, like "The Rambling Rosarian" Howard Walters, I feel strongly that we need more rose evangelists and the best way to becoming one is to become a Consulting Rosarian.



ARRANGEMENT JUDGES NICHÉ

By Kreg B. Hill

District Chairman of
Rose Arrangement Judges

Currently we only have about a dozen Arrangement Judges in our District. As you might be aware, it is difficult to get Arrangement Judges

for all the local rose shows. Several years have passed since our district hosted a Rose Arrangement Judging School. The Pacific Southwest District along with the Mesa/East Valley Rose Society will be hosting an ARS Arranging Judging School July 21-22 in Mesa, Arizona. Kreg Hill and Marylou Coffman are the Chairmen. The school will be at the Mesa Community College, which is a wonderful facility. We all know that Mesa is hot in July, but there are not any conflicting rose events, the airfares are cheap to Phoenix and the hotel rooms are a bargain at that time of year. Also, Phoenix is centrally located in our District. We expect rosarians from the surrounding districts to attend. The main instructors will be Dr. Lewis Shupe, National Arrangement Judges Chairman; Dr. Gary Barlow, Region 4 Director; Dr. William Christensen, and Kreg Hill. We are having some of the best and most knowledgeable rose arrangement instructors.

In order to take this school for credit to become an Apprentice Rose Arrangement Judge, the only pre-requisite you need is to be a member of the American Rose Society for three years prior to the school. You may attend even if you have never done a rose arrangement in your life before! If you do not want to attend the school for credit, one may also just audit the school. It is also a great seminar for learning and fulfills current Judges seminar requirements. In order to become an Accredited Arrangement Judge, one must pass the Arrangement School, complete the Apprenticeship, and be either currently an Apprentice or Accredited Horticulture Judge or must attend and pass a Horticulture Judging School in the future. I strongly urge all currently accredited Horticulture Judges to attend the Arrangement School; you would find it is very interesting. It is a good idea that anyone taking the school for credit should have the current edition of *Guidelines for Judging Rose Arrangements*, which is available from the American Rose Society. It is also noteworthy: the exam is an open-book exam – you do not have to memorize the *Guidelines*. Only those attending the school for credit will be taking the written exam.

Anyone may audit the school. It will be a great learning experience – you will learn how the Arrangement Judges determine their decisions. There will be lots of arrangements, done in all the different styles which will be point scored. Everything from traditional, modern, oriental and miniatures to corsages, table settings and dried rose arrangements will be included.

The registration form is on the district web site: www.geocities.com/pswdistrict/. Cost for the school, including continental breakfast on 2 days, plus lunch on one day, is \$40, plus \$25 if taking the test on the 2nd day. A nearby hotel is La Quinta Inn, \$59 per night, (480) 844-8747. Please contact me, if you would like a brochure and registration form for this event. Kreg Hill, P.O. Box 6408, Albuquerque, NM 87197-6408, (505) 345-1344 or kreg@swcp.com. If you have any interest in Rose Arrangements, please plan to attend this Rose Arrangement Judging School. Listed below is the curriculum for the school. Originally the school was in two parts and was taught over two weekends. The school has been condensed into two days. As you can see, we have a lot of material to cover during this period. We will see you in Mesa in July.

ARRANGEMENT JUDGING SCHOOL

Saturday – 7/21 Curriculum (Morning)

7:30 – 8:15	Continental breakfast, welcome and registration
8:15 – 8:30	Horticulture for rose arrangements
8:30 – 9:30	Principles of design and elements of design
9:30 – 10:00	Color
10:00 – 10:15	Break
10:15 – 10:45	Traditional designs, standard size
10:45 – 11:15	Modern designs, standard size
11:15 – 11:45	Oriental designs, standard size
12:15	LUNCH at the Mesa Comm. College

Saturday – 7/21 Curriculum (Afternoon)

1:15 – 1:45	Miniature designs
1:45 – 2:15	Special classes
2:15 – 2:30	Corsages, boutonnieres, bridal bouquets, etc.
2:30 – 3:00	Dried arrangements
3:00 – 3:15	BREAK
3:15 – 3:30	ARS National Awards
3:30 – 4:00	Judging ethics
4:00 – 4:15	Arrangement score cards, entry tags, schedules
4:15 – 5:00	Practice point scoring

Sunday – 7/22 Curriculum (Morning)

7:45 – 8:30	Continental breakfast
8:30 – 9:00	How to deal with schedule writing and errors in schedules
9:00 – 11:00	Point scoring
11:00 – 11:15	BREAK
11:15 – 12:00	Discussion of point scoring
12:00	LUNCH – On your own

Sunday – 7/22 Curriculum (Afternoon)

1:30 – 2:30	Discussion and review; questions & answers
2:30 – 2:45	BREAK
2:45 – 5:00	Written test & judging of arrangements



'Bill Warriner'

MIX MASTERS

COMMERCIALY AVAILABLE NATURAL/ORGANIC PRODUCTS FOR ROSES

By Lynn Snetsinger, CR
Arcadia, California

Although I am not an expert on this subject, I have developed a reputation for being the first “sucker” on the block to try almost any product for roses which is touted to be either natural, organic, non-toxic or environmentally friendly. I am also relatively observant regarding the effects of these products on my roses. I suppose this is why Kitty asked me to write this article.

First let's get some definitions straight. In many cases they may overlap, but at least you will understand the term as I use them. “Organic” refers to products derived from something that was previously alive (contains carbon). “Natural” refers to those coming from nature (which includes things which are mined from the earth). “Non-toxic” refers to products which will not make you or the environment sick (or dead). “Environmentally friendly” products may contain some toxic elements, but do only minimal damage to things they come in contact with (relatively speaking, they're a lot less harmful than, say, DDT).

When I first started growing roses I used *Miracle Gro*. Occasionally I would throw on some steer manure or nitrohumus because I had learned from time spent on a farm as a child that these were good things for making crops grow. Beyond that, I knew nothing about amending soil or fertilizing. As I became more involved in growing roses, I listened to the early “gurus” pushing organics and shouting about “feeding the soil.” Again what they said reminded me of what I had heard on the farm. When I heard that alfalfa had some special growth stimulant (triacontinol), it sounded like just what I needed to grow exhibition roses. So I decided to try the “organic method” of growing roses.

There were no commercially available organic fertilizers then. So I went to the local feed store and bought huge bags of various meals and mixed them up in a wheelbarrow according to a recipe I found in our society newsletter. It was time consuming and messy. It was also less than an exact science. And, since I had to buy the stuff in 25 or 50 pound bags, I usually had lots left over in the garage to attract mice and rats. Now those problems have been eliminated. Look around your local nurseries and in your catalogs. Everyone is jumping on the bandwagon. There are rows and rows of organic and natural products available. I will concentrate, for the most part, on the products that seem to be easily found in our area: Whitney Farms, Dr. Earth, and Mills Magic.

First a few words on the use and benefits of organic fertilizers. Organics are released slowly over a long period

of time, and depend on the activity of soil organisms to break them down to release the nutrients. And they are effective only when the soil is moist enough and warm enough for the organisms to be active. This means that organics must be added to the soil early in the growing season to give enough time for them to be broken down so that the plant can use them when they are needed. I add organics at the very beginning of each bloom cycle. It also means that you need a good layer of mulch to provide the warm, moist soil conditions required by soil organisms.

There are several reasons to recommend organic fertilizers. The fact that they do break down slowly means that they provide a constant source of nutrition at low concentrations. There is, therefore, less potential for burning your plants and they do not leach out of the soil as quickly as chemical fertilizers. Over the long haul they will provide as much or more nutrition to the plant as chemical fertilizers. They also have the added benefit of improving the physical structure of your soil. Your soil, the micro-organisms in it, and your worms need some sort of organic material to keep them healthy, whether it be through fertilizer, soil amendments or mulch. You cannot provide what your soil needs through the use of chemical fertilizers alone.

The fact that a fertilizer is organic does not mean that it is completely safe and can be applied with bare hands. Many of them carry cautions similar to those on chemical fertilizers: do not inhale, keep away from children and pets, do not swallow, may cause skin irritation, may be attractive to pets. Some, blood meal in particular, can burn your plants if too much is used. With any fertilizer, read and follow the instructions on the label. The primary benefit of the commercially available products is that the guesswork has been removed. They have mixed the proper amounts of the nutrients your roses need in the proper proportions and they tell you how much to feed each plant. The companies that make them also have the advantage of being able to procure some of the more obscure ingredients you might have difficulty finding. The chart in this article gives you some idea of what the ingredients most commonly found in these fertilizers do for your roses.

Mills Magic Rose Mix is only available to us by mail order. It contains alfalfa, steamed bone meal, cottonseed, activated sludge, and organic compost activators. It has a nutrient content of 6-5-1. It costs about \$25 for 20 pounds. Many who use it swear by it. There is, however, some question about the efficacy of using sludge which may leave heavy metals in the soil.

Whitney Farms, which I have used, with great satisfaction, for several years now is available at OSH and Armstrong Garden Centers in Southern California. Their rose food contains bone meal, alfalfa meal, blood meal (a “fast acting” organic source of nitrogen), feather meal, sunflower hull ash (a source of potassium), dried poultry waste, and kelp meal. It has a nutrient content of

Continued on page 7

Organics *Continued from page 6*

4-6-2. It costs about \$14 for 15 pounds. I did notice that they have amended their label to recommend that it be tilled into the soil to keep pets out of it, and they recommend that you wash your hands after applying it. I don't know for sure, but would assume, that this is a result of the debate over whether "mad cow" disease can be spread through the use of bone meals from possibly infected animals. I won't get into the debate, but to be on the safe side, I now use superphosphate in my planting holes, and I always wear rubber gloves when I work in the garden. This is a wise practice no matter what you're working with. They also produce many of the single ingredients used in their rose food separately in 5 lb. boxes (they also make boxes of things like *Sul-Po-Mag*, superphosphate, dolomite lime, etc., in small boxes).

At the CR seminar put on by South Coast Rose Society, which was by the way, one of the best I have attended, one of the speakers was a representative for the *Dr. Earth* line of organic products. I am familiar with their products, and intend to use them in the future. Their rose food contains cottonseed meal, fish bone meal (eliminating the questions regarding cattle), alfalfa meal, kelp, potassium sulfate, and rock phosphate. What I find most intriguing about their product is that they also add beneficial microbes (which their rep said decreases the time needed for the food to become available to the plant). Their nutrient content is 5-7-2. A 12-pound bag costs about \$15.

In addition to the rose food, both *Whitney Farms* and *Dr. Earth* are now producing "designer" potting soils which incorporate many of the ingredients I used to add to my planting mix. *Uncle Malcolm's Potting Soil* by *Whitney Farms* contains softwood bark and sawdust, peat moss, perlite, pumice, animal manures, bat guano and kelp meal. *Garden Bloom Rose Planting Mix*, by the company that produces *Dr. Earth* products, contains fir bark, forest humus, peat moss, perlite, worm castings, chicken manure (highest of all manures in nitrogen content), alfalfa meal, bat guano, bone meal, oyster shell and dolomite limes. Again, it may be more expensive in terms of dollars, but it saves money in terms of time.

To further complicate the picture, there are now several other organic/natural products you can add to your fertilizer program to give the roses an extra boost. Bob Martin and Kitty Belendez have both used *SuperThrive* for years now. Neither will swear it makes a difference, but they use it anyway, "just in case." Many exhibitors have begun using *Response*. It is a seaweed extract you mix with whatever you're spraying. Seaweed has been reported to improve the vigor and disease resistance of your plants. I like the "response" I get from it, and judging from the number of people who have asked me if I'm going to do another "bulk buy" for the L.A. Rose Society, I guess they do, too. The only caution with this product is not to use too much as it does seem to enlarge the size of the foliage to the point of being "gross"

Continued on page 14

ORGANIC/NATURAL SOURCES FOR NUTRIENTS ROSES NEED

Elements	Contributions	Signs of Malnutrition	Organic Sources
PRIMARY ELEMENTS			
Nitrogen	Green growth. Used most heavily when plant growing fastest.	Yellow leaves. No new growth. Buds fail to open. Small, pale flowers.	Blood, fish, cottonseed, alfalfa, hoof & horn meals, fish emulsion, manures & compost
Phosphorus	Good root growth & flower production.	Dull green foliage. Falling leaves. Weak stems. Abnormal root system. Slow to open buds.	Bone meal, Super-phosphate
Potassium	Vigorous growth.	Leaf margins yellow and turn brown. Weak stems. Under-developed buds.	Sul-Po-Mag Manures Compost Seaweed
SECONDARY ELEMENTS			
Calcium	Growth of plant cells and good roots.	Deformed growth and abnormal root development.	Gypsum
Magnesium	Good growth.	Mature yellow leaves tinged maroon.	Epsom salts Sul-Po-Mag
Sulfur	Green growth.	New leaves turn yellow.	Sul-Po-Mag
TRACE ELEMENTS: Except molybdenum & iron, these elements are all available in trace amounts in manures.			
Boron	Good form	Small, curled, and scorched leaves Dead terminal buds.	
Chlorine	Good growth.	Malformed foliage.	
Copper	Good growth.	Poorly developed tips.	
Iron	Green growth.	Yellow leaves with green veins.	Ironite
Manganese	Green growth.	Pale mottling of leaves.	
Molybdenum	Good growth.	Poorly developed leaves.	
Zinc	Good growth.	Malformed growth.	

Highlights from Bakersfield

Pacific Southwest District Convention — May 4-6, 2001



PHOTO BY KITTY BELENDEZ

Bob Martin awarded Silver Honor Medal, shown here with PSW District Director Steve Jones.



PHOTO BY RICHARD SHIELL

Frank & Cherrie Grasso present the Outstanding Judges Award to Sam & Bev Trivitt.



PHOTO BY RICHARD SHIELL

Kitty Belendez was named PSWD Outstanding Consulting Rosarian for 2001 by Bob Martin.



PHOTO BY RICHARD SHIELL

Bob & Kitty Belendez won four District trophies: the Los Angeles, Scottsdale, Las Vegas, and Herb Swim.



PHOTO BY KITTY BELENDEZ

Lynn Snetsinger garnered the Mesa and Albuquerque (for the fourth time). Dan Bifano is on the right.



PHOTO BY KITTY BELENDEZ

Cal & Barb Hayes racked up three district trophies: the McFarland, the Moore, and the Invitational.



PHOTO BY KITTY BELENDEZ

Gerhard Schmidt won his first PSWD trophy with the Fair Friends of Roses Arrangement Award.



PHOTO BY RICHARD SHIELL

Bill & Connie Wilke won the Pacific Rose Society and San Fernando Rose Society Trophies.



PHOTO BY KITTY BELENDEZ

Kay Jones won the Van Barneveld Arrangement Trophy. Dan Bifano is PSWD Prizes & Awards Chair.



PHOTO BY RICHARD SHIELL

Una Lopez gets an ARS Presidential Citation from Thomas Cairns.



PHOTO BY RICHARD SHIELL

Kay and Bert Grant won the Old Rose Hips and Thorns Trophy, presented by Dan Bifano.



PHOTO BY KITTY BELENDEZ

Luis Desamero (left) and Thomas Cairns (right) were awarded the Dee Bennett Trophy and others.

ROSE SHOW WINNERS



PHOTO BY KITTY BELENDEZ

Los Angeles RS Trophy Winner

PACIFIC SOUTHWEST DISTRICT May 4-6, 2001

J. Horace McFarland District Trophy

Cal & Barbara Hayes
'Anastasia', 'Crowd Pleaser',
'Crystalline', 'Kardinal', 'Lynn Anderson'

Ralph S. Moore District Trophy

Cal & Barbara Hayes
'Behold', 'Fairhope',
'Glowing Amber', 'Incognito', 'Irresistible',
'Luis Desamero', 'Miss Flippins'

Mesa Rose Society Trophy

Lynn Snetsinger
'Mother's Value', 'Spring Break',
'Steppin' Out', 'Sunset Celebration'

Old Rose Hips & Thorns Trophy

Bert & Kay Grant / 'Rosa hugonis'

Pacific Rose Society Trophy

Bill & Connie Wilke
'Dicky', 'Lavaglut',
'Nicole', 'Sexy Rexy', 'Sun Flare'

Invitational Rose Seminar Trophy

Cal & Barbara Hayes
'Behold', 'Jean Kenneally',
'Fairhope', 'Glowing Amber', 'Old Glory'
Las Vegas Valley Rose Society Trophy

Bob and Kitty Belendez / 'St. Patrick'

San Fernando Valley RS Trophy

Bill & Connie Wilke / 'Playboy'

Los Angeles RS Challenge Bowl

Bob & Kitty Belendez
'Baronne Prévost',
'Irene Watts', 'Yolande d' Aragon'
Dee Bennett Memorial Trophy

Thomas Cairns & Luis Desamero

'Sweet Caroline'

Santa Barbara Rose Society Trophy

Thomas Cairns & Luis Desamero
'Hot Tamale', 'Miss Flippins', 'Vista'
Herb Swim Memorial Trophy

Bob & Kitty Belendez

'St. Patrick', 'Secret', 'Silverado'

Grace Seward Challenge Cup

Thomas Cairns & Luis Desamero
'Hot Tamale', 'Jean Kenneally', 'Jennifer',
'Little Jackie', 'Old Glory',
'Rainbow's End', 'Ruby'

Phoenix Rose Society Trophy

Cairns & Desamero / 'Playboy'

Albuquerque Rose Society Trophy

Lynn Snetsinger

'Fair Bianca', 'Gertrude Jekyll',
'The Squire'

Scottsdale Rose Society Trophy

Bob & Kitty Belendez
'Andrea Stelzer', 'Elizabeth Taylor',
'Spring Break', 'Veterans' Honor'
El Paso Rose Society Trophy

Thomas Cairns & Luis Desamero

Luis Desamero Challenge Bowl

Thomas Cairns & Luis Desamero
'Amber Star', 'Fairhope', 'Glowing Amber',
'Luis Desamero', 'Sweet Caroline',
'Scentsational'

John Van Barneveld

Arrangement Trophy

Kay Jones

Fair Friends of Roses

Arrangement Trophy

Gerhard Schmidt



PHOTO BY JANE ROSENTHAL

McFarland, Mesa, and Pacific Trophy Winners

Queen of Show

Sue Mei / 'Kardinal'

King of Show

Jeff Stage / 'Lanvin'

Princess of Show

Lynn Snetsinger / 'Moonstone'

Court of Honor

Cal & Barbara Hayes / 'Veterans' Honor'

Cal & Barbara Hayes / 'Andrea Stelzer'

Cal & Barbara Hayes / 'Natasha Monet'

Cal & Barbara Hayes / 'Crowd Pleaser'

Sue Mei / 'Helen Naude'

Three Hybrid Tea Blooms

Ron & Modine Gregory / 'Andrea Stelzer'

Six Hybrid Tea Blooms

Jeff Stage / 'Lanvin'

One Hybrid Tea Spray

Ron & Modine Gregory / 'Dainty Bess'

One Grandiflora Spray

Bill & Connie Wilke / 'Rejoice'

One Fully-Open Hybrid Tea Bloom

Jim Sproul / 'Maggie Barry'

Hybrid Tea English Box

Ron & Modine Gregory / 'Raphaella'

One Single Variety Floribunda Bloom

Bud & Kay Jones / 'Playfair'

One Floribunda Bloom

Lillian Biesiadecki / 'Bill Warriner'

One Single Variety Floribunda Spray

Cairns & Desamero / 'Playgirl'

One Floribunda Spray

Sally Long / 'Bridal Pink'

Dowager Queen

Ron & Modine Gregory

'Yolande d'Aragon'

Victorian Award

Bert & Kay Grant / 'Rosa hugonis'

Classic Shrub Bloom

Glenn Fiery / 'Blanc Double de Coubert'

Classic Shrub Spray

Mary & Gerhard Schmidt / 'Henry Kelsey'

Modern Shrub Bloom

Lynn Snetsinger / 'The Squire'

Modern Shrub Spray

Bud & Kay Jones

'Weisse aus Sparrieshoop'

Large Flowered Climber

Dona English / 'America'

Novice Hybrid Tea Bloom

Katherine Edwards / 'St. Patrick'

Novice Floribunda Bloom

Katherine Edwards / 'Sorbet Bouquet'

Novice Shrub Bloom

Walter Stiern Perpetual Trophy

Katherine Edwards / 'Claire Rose'

Judge's Hybrid Tea Bloom

Frank & Cherrie Grasso / 'Kardinal'

Judge's Floribunda Bloom/Spray

Walt & Diane Kilmer / 'Playgirl'

Judge's Miniature Bloom

Frank & Cherrie Grasso / 'Behold'

Judge's Any Other Type

Frank & Cherrie Grasso / 'Irene Watts'

Miniature Queen of Show

Paris Merriam / 'Fairhope'

Miniature King of Show

Bill & Connie Wilke / 'Behold'



PHOTO BY KITTY BELENDEZ

PSWD Mini Queen, King, Princess Fairhope, Behold, Sweet Melody

Miniature Princess of Show

Robert B. Martin, Jr. / 'Sweet Melody'

Miniature Court of Honor

Cairns & Desamero / 'Luis Desamero'

Cairns & Desamero / 'Miss Flippins'

Suzanne Horn / 'Kristin'



**PSWD Van Barneveld
Arrangement Trophy Winner**

Cal & Barbara Hayes / 'Sam Trivitt'
Ron & Modine Gregory / 'Irresistible'

Three Miniature Blooms

Bill & Connie Wilke / 'Fairhope'

Six Miniature Blooms

Cairns & Desamero / 'Sweet Caroline'

One Miniature Spray

Cairns & Desamero / 'Luis Desamero'

Miniature Open Bloom

Paris Merriam / 'Behold'

Miniature Single Variety Bloom

Glenn Fiery / 'My Sunshine'

Seedling Rose

Frank Strickland / 'Little Darling x ?'

One Spray on Black Velvet

Bert & Kay Grant / 'Rosa hugonis'

RS OF GLENDALE, AZ

April 7

Queen of Show

Lynn Anderson / Dona English

King of Show

Chris Evert / Dona English

Princess of Show

Kardinal / Heidi & Terry Leavitt

Court of Honor

Gemini / Mike Jepsen

Leonidas / Mike & Luz Wilson

Crystalline / Heidi & Terry Leavitt

Joshua Bradley / Dona English

BH&G Diamond Jubilee /

Dona English

Floribunda Bloom

Nicole / Bill & Candy Sheperd

Floribunda Spray

Playgirl / Bill & Candy Sheperd

Polyantha Spray

China Doll / Heidi & Terry Leavitt

Shrub

Mary Rose / Bill & Candy Sheperd

Climber

Altissimo / Heidi & Terry Leavitt

Dowager Queen

Sombreuil / Richard & Dordene Fields

Victorian Award

Rose de Rescht / Heidi & Terry Leavitt

Mini Queen

Miss Flippins / Mike Jepsen

Mini King

Dazzler / Dave & Gerry Mahoney

Mini Princess

Behold / Mike & Luz Wilson

Mini Court of Honor

Sun Sprinkles

George & Janey Schoneberger

Kristin / Mike & Luz Wilson

Autumn Splendor / Ardell Leives

Black Jade / Gene & Nancy Harrison

Fairhope / Mike Jepsen

Miniature Spray

Red Beauty / Dave & Gerry Mahoney

LAS VEGAS RS

April 14

Queen of Show

Brandy / Schneider, Steve & Janet

King of Show

Leonidas / Jackson, Dick & Jackie

Princess of Show

Barbra Streisand / Jackson, Dick & Jackie

Court of Honor

Sheer Bliss / Vinson, John & Lyn

Timeless / Vinson, John & Lyn

Elizabeth Taylor / Jackson, Dick & Jackie

Garden Party / Hume, Cheryl

Floribunda Bloom

Summer Fashion / Jackson, Dick & Jackie

Floribunda Spray

Playtime / Jackson, Dick & Jackie

Modern Shrub

Prospero / Hume, Cheryl




PHOTO BY KITTY BELENDEZ

**'St. Patrick' Cycle of Bloom
Las Vegas RS District Winner**

Dowager Queen

Prince Camille de Rohan / Hume, Cheryl

Victorian Award

Baron Girod de L'Ain / Hume, Cheryl

Mini Queen

Behold / Jackson, Dick & Jackie

Mini King

Maids of Jubilee / Hume, Cheryl

Mini Princess

Kay Denise / Jackson, Dick & Jackie

Mini Court

Hot Tamale / Horn, Suzanne

Soroptimist Int'l / Horn, Suzanne

Miss Flippins / Jackson, Dick & Jackie

Snow Bride / Jackson, Dick & Jackie

Mini Spray

Popcorn / Schneider, Steve & Janet

SCOTTSDALE RS

April 14

Queen of Show

Flaming Beauty / Hall Bradshaw

King of Show

Louise Estes/ Mark Felix

Princess of Show

Chris Evert

Terry & Chris Von Lehmden

Court of Honor

Lynn Anderson / Dona English

Perfectly Red / Hall Bradshaw

Olympiad / Heidi & Terry Leavitt

Leonidas / Mike Jepsen

Silverado / Terry & Chris Von Lehmden

St. Patrick / Greg & Claudette Kabel

Floribunda Bloom

Betty Boop / Lei Jin

Floribunda Spray

Nicole / Mike Jepsen

Polyantha Spray

Marie Pavie / Mary Norby

Shrub

Kaleidoscope / Steve Sheard

Climber

Fourth of July / Bob & Jeannine Byrnes

Dowager

Archduke Charles / Dona English

Victorian

Paul Neyron / Dave & Gerry Mahoney

Mini Queen

Miss Flippins / Dave & Gerry Mahoney

Mini King

Behold / Heidi & Terry Leavitt

Mini Princess

Kristin / Mike & Luz Wilson

Mini Court of Honor

Dreamer / Mike & Luz Wilson

Linville / Mike & Luz Wilson

Tropical Twist / Mike Jepsen

Incognito / Mike Jepsen

Jean Kenneally / Heidi & Terry Leavitt

Fireworks / Dave & Gerry Mahoney

Miniature Spray

Behold / Mike Jepsen

RS OF TUCSON, AZ

April 14

Queen of Show

Perfectly Red / Jones, Ken & Peggy

King of Show

Crystalline / Jones, Ken & Peggy

Princess of Show

Elizabeth Taylor / Jones, Ken & Peggy

Court of Honor

Brandy / Jones, Ken & Peggy

Honest Red / Jones, Ken & Peggy

First Prize / Swartz, Terry

Royal Highness / Strong, Liz

Floribunda Bloom

Betty Boop / Darrig, Matt

Floribunda Spray

Fabulous / Coffman, Marylou

Modern Shrub

Sharon's Delight / Morton, Collette & Bob

Climber

Altissimo / Swartz, Terry

Dowager Queen

Sombreuil / Johnson, Kacie

Victorian Award

Penelope [HMsk] / Nguyen, Dung

Mini Queen

Behold / Jones, Ken & Peggy

Mini King

Maurine Neuberger / Jones, Ken & Peggy

Mini Princess

Petite Perfection / Darrig, Matt

Mini Court of Honor

Cricket / Ovar, Frank & Ruth

Figurine / Jones, Ken & Peggy

Irresistible / Jones, Ken & Peggy

Miss Flippins / Jones, Ken & Peggy

SAN DIEGO RS

April 28

Queen of Show

Color Magic / Bulman, Sonja & Gary

King of Show

Steppin' Out / Stage, Jeff

Princess of Show

Silverado / Stage, Jeff

Court of Honor

Andrea Stelzer / Applegate, Coe & Rita

Crystalline / Stage, Jeff

Double Delight / Weiner, Dr./M Gerald P.

Kardinal / Scoville, Tim & Bonnie

Lanvin / Minott, Geri

Magic Lantern / Minott, Geri

Floribunda Bloom

Scentimental / Wallace, Bill

Floribunda Spray

Betty Boop / Swanson, Jean

Polyantha Spray

Baby Faurax / Jones, Steve

Classic Shrub

Therese Bugnet / Bodin, Ivy J.

Modern Shrub Bloom

Perdita / Swanson, Jean

Modern Shrub Spray

Flutterbye / Bulman, Sonja & Gary

Climber

Fourth of July / Andrews, Joel

Genesis Award

Rosa californica / Fletcher, Marie & Ira

Dowager Queen

Sombreuil / Martin, Karen

Victorian Award

Joasine Hanet / McDonald, Laura

Mini Queen

Miss Flippins / Stage, Jeff

Mini King

Behold / Merriam, Paris

Mini Princess

Fairhope / Ash, Phil

Mini Court

Amber Star / Dahl, Dixie

Giggles / Wallace, Bill

Glowing Amber / Stage, Jeff

Hot Tamale / Yoder, Miriam

Irresistible / Merriam, Paris

Kristin / Stage, Jeff

Mini Spray

Loving Touch / Swanson, Jean

SAN FERNANDO VALLEY RS

April 21

Queen of Show

Stainless Steel by Ron Gregory

King of Show

Paris d'Yves St. Laurent by Ron Gregory

Princess of Show

Anastasia by Cal & Barbara Hayes



PHOTO BY KITTY BELENDEZ

San Fernando Queen, King, Princess

Court of Honor

Crystalline by Cal & Barbara Hayes

Gemini by Ron Gregory

Kardinal by Cal & Barbara Hayes

Lanvin by Lynn Snetsinger

Lynn Anderson by Darryl Pearson

Secret by Chris, Leah & Liz Greenwood

Signature by Lynn Snetsinger

One HT or Gr Spray

Lynn Anderson by Bob & Kitty Belendez

One Floribunda Bloom

Brass Band by Bill & Connie Wilke

One Floribunda Spray - Prince

Brass Band by Ron Gregory

One Polyantha Spray

Cecile Brunner by Bud & Kay Jones

Dowager Queen

Yolande d'Aragon by Ron Gregory

Victorian Award

Irene Watts by Eve Jones

Genesis Rose

R. banksiae lutea by Bud & Kay Jones

Classic Shrub - One Bloom or Spray

Blanc Double de Coubert

by Bud & Kay Jones

Modern Shrub - One Bloom or Spray

The Squire by Lynn Snetsinger

Climber - One Bloom or Spray

Berries 'n' Cream by Bill & Connie Wilke

Mini Queen

Behold by Bill & Connie Wilke

Mini King

Heartbreaker by Lillian Biesiadecki

Mini Princess

Miss Flippins by Cal & Barbara Hayes

Mini Court of Honor

Amy Grant by Jennifer Helm

Hot Tamale by Ron Gregory

Incognito by Ron Gregory

Irresistible by Bob & Kitty Belendez

Luis Desamero by D. & W. Kilmer

Pucker Up by Cal & Barbara Hayes

Sam Trivitt by Cal & Barbara Hayes

Three Mini Blooms

Miss Flippins by Suzanne Horn

Six Mini Blooms - One variety

Minnie Pearl by Bob & Kitty Belendez

One Mini Spray

Irresistible by Lynn Snetsinger

SFVRS Queen of Show

Olympiad by Vicki Wanek

SFVRS Mini Queen of Show

Loving Touch by Glen & Donna Fieri

PACIFIC RS

April 28

Queen of Show

Anastasia / Cal & Barbara Hayes

King of Show

Spring Break / Bob & Kitty Belendez

Princess of Show

Natasha Monet by Lynn Snetsinger

Court of Honor

Barbra Streisand / Frank & Cherrie

Grasso

Black Magic / Frank & Cherrie Grasso

Brandy / Frank & Cherrie Grasso

Crowd Pleaser / The Greenwoods

Elina / Ron Gregory

Kardinal / Cal & Barbara Hayes

Three HT/Gr Blooms - One Variety

Silverado / Bob & Kitty Belendez

One HT Spray

Dainty Bess / Lynn Snetsinger

One Grandiflora Spray

Rejoice / Bill & Connie Wilke

One Floribunda Bloom

French Lace / Mara Shaeffer

One Floribunda Spray

Sun Flare / Bill & Connie Wilke

One Polyantha Spray

White Pet / Robert B. Martin, Jr.

Genesis Award

R. banksiae lutea / Linda Bailey

Dowager Queen

Louise Odier / Robert B. Martin, Jr.

Victorian Award

Ferdinand Pichard / Robert B. Martin, Jr.

Austin Rose - One Bloom

Abraham Darby / Mara Shaeffer




PHOTO BY KITTY BELENDEZ

Pacific RS Mini Queen, King, Princess

Austin Rose - One Spray

Golden Celebration / Lynn Snetsinger

Classic Shrub - One Bloom or Spray

Rugosa Magnifica / Bud & Kay Jones

Climber Bloom

Altissimo / William & Vernon Chilton

Climber Spray

Fourth of July / Cal & Barbara Hayes

Mini Queen

Luis Desamero / Frank & Cherrie Grasso

Mini King

Dazzler / Frank & Cherrie Grasso

Mini Princess

Behold / Darryl Pearson

Mini Court of Honor
 Amber Star / Ron Gregory
 Fairhope / Cal & Barbara Hayes
 Glowing Amber / Frank & Cherrie Grasso
 Hot Tamale / Darryl Pearson
 Irresistible / Frank & Cherrie Grasso
 Sunny Afternoon / Bob & Kitty Belendez



'Silverado'


PHOTO BY KITTY BELENDEZ

One Miniature Spray
 Miss Flippins / Suzanne Horn
Most Fragrant
 Fragrant Cloud / Bob & Kitty Belendez
Seward Challenge - Large Spray
 Playboy / Lynn Snetsinger
Hillman Challenge - Rainbow's End
 Rainbow's End / Barbara Hilliard
PRS Queen of Show
 Kardinal by Cal & Barbara Hayes
Judge's Shrub / Best Judge's Entry
 Golden Wings by Albert Whaanga

FAIR FRIENDS OF ROSES RS
May 19

Queen of Show
 Coral Fiesta / Frank & Cherrie Grasso
King of Show
 Gemini / Lynn Snetsinger
Princess of Show
 Crowd Pleaser / Frank & Cherrie Grasso
Court of Honor
 Fame / Lynn Snetsinger
 Honor / Frank & Cherrie Grasso
 Moonstone / Lynn Snetsinger
 Veterans' Honor / Frank & Cherrie Grasso
Hybrid Tea Spray
 Timeless / Glenn & Donna Fiery
One Floribunda Bloom
 Sweet Gesture / Barbara Schneider
One Floribunda Spray
 Bill Warriner / Bob & Kitty Belendez
One Polyantha Spray
 Verdun / Bob & Kitty Belendez
Three Polyantha Sprays
 Verdun / Bob & Kitty Belendez
Dowager Queen
 Cardinal de Richelieu / Steve Jones
Victorian Award
 Irene Watts / Lynn Snetsinger
One Climber Bloom
 Altissimo / Darryl Pearson
One Climber or Rambler Spray
 Newport Fairy / Bud & Kay Jones
Classic Shrub Spray
 Pink Grootendorst / Sue Diller

Modern Shrub Bloom
 The Pilgrim / Lynn Snetsinger
Modern Shrub Spray
 A Shropshire Lad / Lynn Snetsinger
Most Fragrant Rose
 Fragrant Cloud / Lynn Snetsinger
Large Artist's Palette
 Fair Bianca, Prospero, The Squire,
 Symphony, The Pilgrim / Lynn Snetsinger
Miniature Queen
 Miss Flippins / Darryl Pearson
Miniature King
 Kristin / Frank & Cherrie Grasso
Miniature Princess
 Incognito / Frank & Cherrie Grasso
Miniature Court of Honor
 Behold / Frank & Cherrie Grasso
 Soroptimist International / Frank &
 Cherrie Grasso
 Fancy Pants / Frank & Cherrie Grasso
 Luis Desamero / Suzanne Horn
One Miniature Spray
 Child's Play / Bob & Kitty Belendez



'Child's Play' Mini Spray

PHOTO BY KITTY BELENDEZ

Three Miniature Sprays
 Jilly Jewel / Suzanne Horn
Single-Petalled Miniature Bloom
 Grace Seward / Bud & Kay Jones
Single-Petalled Miniature Spray
 Anytime / Bob & Kitty Belendez
Fully Open Miniature Bloom
 Hurdy Gurdy / Bob & Kitty Belendez
Miniature Cycle of Bloom
 Incognito / Bob & Kitty Belendez
Miniature Artist's Palette
 Chelsea Belle, Behold, Incognito, Snow
 Bride, Kristin, June Laver, Odessa /
 Bob & Kitty Belendez
Large Traditional Arrangement
Royalty Award
 Brandy, Gift of Life, Valencia /
 Dawn Marie Johnson
Large Oriental Arrangement
Oriental Award
 Elina / Dawn Marie Johnson
Miniature Traditional Arrangement
Miniature Royalty
 Jeanne La Joie / Kay Jones
Mini Modern/Abstract Arrangement
Miniature Artist Award
 Miss Flippins / Kay Jones

***Complete show results can
 be found at the
 PSWD web site.***

**NEWS FROM ARS
 HEADQUARTERS**

By Steve Jones

In February, I attended a special ARS board meeting in St Louis, and there was some interesting news and actions that took place. Here are a few highlights. If you'd like more info, e-mail or call me.

◆ Howard Walters was approved as the President Emeritus Elect to be voted on by the membership at the Portland National. It is an honor well deserved.

◆ There will be an ARS website contest for local society and district websites. There will be Gold, Silver, and Bronze awards for 1st, 2nd, and 3rd place winners, plus two honorable mentions, similar to the bulletin contest. Please e-mail Jolene Adams at jolene@cchem.berkeley.edu for information and signing up for the contest.

◆ Even with cash flow problems, it appears that ARS will finish 2000 in the black, but not by much.

◆ They are looking at publishing another "Who's Who" of ARS members in 2002, to coincide with the "Year of the Rose 2002."

◆ ARS publication staff are appealing to authors to submit articles for the magazine. We have many excellent writers, and I would like to see PSWD members be regular contributors. You can mail articles on any rose subject to Beth Smiley at ARS HQ, or e-mail her at beth@ars-hq.org.

◆ An ad hoc committee was formed to look into a possible ARS reorganization. There seemed to be a lot of agreement that we can reduce the number of districts and make the board more manageable. Another proposal to split the boards' power was considered and will be explored, however it was not a popular issue.

◆ For you website groupies, ARS will feature a special forum on Gardenweb.

◆ The ARS webpage will be going full store. All items for sale will be available in a shopping cart format similar to Amazon. This will help buyers and reduce paperwork for the ARS staff.

I would love to know what is happening at each of the local societies and some have already comped me a copy of their bulletin. I would appreciate it if each society would place me on their comp list. Since we have 39 rose societies in the Pacific Southwest District, it would be tough to join them all.

A COOL AND CLASSY SKIRT FOR A WELL-DRESSED ROSE

By Kitty Belendez

What happens when you run out of space in your garden and you have no place to put all those roses you bought? Well, in my yard, many of them end up in ugly black pots.

Last year, I got carried away when I decided to increase the number of floribundas I grow. By June I had a dozen 15-gallon black pots lining the driveway. Some of the varieties were 'Lavaglut', 'Outrageous', 'Brass Band', 'Sorbet Bouquet', and 'George Burns'. Eventually I hope to get those floribundas in the ground, but since I have no space left, I will first have to dig up and give away 12 other roses.

In the meantime, those 12 black pots don't look very attractive lining the driveway. But that was only half the problem.

During July, our temperatures reached 110. The roses in those black pots were literally cooking. Even with daily watering, the roses were becoming stressed out. The foliage was burning, and the blooms were frying.

We tried to think of ways to keep the pots cooled, such as wrapping newspaper or foil around them, painting the pots with a roof coating material, or putting the 15-gallon pots inside of another larger pot. None of those ideas sounded promising, because even if it kept the roses cooler, they would certainly look uglier than they already did.

One day, we went to Home Depot, trying to come up with an idea for a solution. We came across a planter box that was just perfect. It was made of white lattice on the sides. The 15-gallon pots could just be put right inside of these planter boxes. One problem: They were \$30 each, and I needed 12 of them. Let's see, \$30 times 12 equals \$360. Ouch! But, I was ready to buy them and readied my checkbook.

Well, my very frugal hubby, who is also very creative and talented, offered to make me 12 skirts for my roses. What a sweet guy!

We bought several 4 x 8 foot sheets of 3/4-inch plywood,

a paintbrush, and a gallon of white paint. We already had a remnant half sheet of plywood. From these sheets we cut 48 pieces (panels) that were 16-inches tall by 18-inches wide. (Each 4 x 8 foot sheet of plywood gets you 15 panels with a small remnant left over. The total cost of the project was about \$72 or \$6 per skirt. He used a power screwdriver to screw the panels together.



Photo by Kitty Belendez

My finished skirts are plain white, bottomless boxes, and that is what I wanted. You could dress up yours by adding stenciling or pinstriping if you wish. The roses really look nice with these cool, classy skirts around them.

More importantly, the roses stay much cooler with the skirts placed around the black pots. We tested the soil temperature several days with a soil thermometer. Pots without the skirt had a soil temperature of 100+ degrees. Pots with the skirts remained at 80 degrees. A tremendous difference!

Within just a few weeks it was very apparent that these twelve roses were perking up as the blooms and foliage started to look much better. The plants were happy, and I was happy.

Now, you might ask, why did I make skirts, instead of making a planter box with a bottom. Here's why: A box with a bottom would have cost more, and it would have been a lot more work. Also, a planter box filled with soil would deteriorate a lot faster than a skirt with no soil and water in it. Wooden planter boxes evaporate water quicker. And finally, the whole reason for keeping roses temporarily in pots is to have a chance to evaluate them before committing them to valuable space in the ground. So keeping the roses in the pots inside the skirts is the perfect solution. Cool and classy!

This article is a 2000 ARS Award of Merit of Winner. Reprinted from October 2000 issue of Rose Ecstasy, bulletin of the Santa Clarita Valley Rose Society, Kitty Belendez, Editor.

The Extremes Meet (SORT OF)

A Book Review by Jim Delahanty

The "Official Guide" for Growing Roses in Southern California According to Jack E. Christensen
Published by Jack E. Christensen (Ontario, Ca. 1997)
43 pages, \$8.50

The age at which lists become imperative varies with each individual, but it does eventually happen. Instead of starting each day with a song, the afflicted soul begins each day with a list. This booklet was designed for the list challenged rosarian. Christensen's 'Practical Guide' contains approximately 27 pages of text and 8 of introduction; another 6 pages are given over to useful checklists and for those in need of an overarching schemata there is a one page annual timeline. As such, it is probably the best single short commentary on growing roses in Southern California. (There is also a version available for less salubrious climes in the United States.) The usual topics regarding the choosing, feeding and watering of roses are covered with dispatch and the advice is inevitably both terse and utilitarian. Organic gardeners will reject the use of sprays and systemic insecticides for humanitarian or ecological reasons; Christensen might share their rejection, but it would be for reasons of economy of effort rather than the preservation of the environment; his goal herein is the preservation of the time and energy of the rosarian.

One of the things that separates the top competitors among exhibitors from those who are merely indifferent or casual exhibitors is a certain ruthless element of character. I do not mean to imply any negative comments about exhibitors, but rather to note an indispensable characteristic of not wasting effort on roses that will never produce at the show table. A top exhibitor does not expend energy on varieties that disappoint or are suspect with regard to any number of disabilities. What is interesting about Christensen's totally non-exhibiting approach to easy gardening is that the same ruthlessness must be exercised lest one become bogged down in unnecessary and time-wasting care of the inferior. His remedy for roses that are mildew prone: eliminate the variety; his remedy for roses prone to rust: eliminate the variety; for the thrips susceptible: eliminate; for roses with weak necks: eliminate; for roses prone to rose spring dwarf virus: eliminate the variety. Given the bad press that top exhibitors get in many venues particularly on the Web, there is a sweet symmetry in observing that the general rose gardener should be advised to exhibit the same ruthlessness in order to achieve ease in rose growing. At the very least, recognition of this would seem to cut down on the psychic separation of the exhibitor from the more general rose grower and undifferentiated public.

With one exception the advice given is perfectly sensible. Choose the right roses in the first place. See them in the public and private gardens of Southern California. Plant them to get six hours of sun. Feed them twice a year (Spring and August). Prune them low in the winter months and defoliate to prevent the spread of diseases that lurk over winter. Use mulches to optimize plant growth and reduce diseases. The section on diseases occupies about 60% of the text and includes short paragraphs on description and remedy: The paragraphs on rust are illustrative of both this section and the one above:

Description: Yellow blotches on the surface and "rusty" deposits on the underside of leaves occur mostly in spring, less so in fall. Usually starts with the very susceptible variety and spreads to other

plants.

Remedy:

1. Defoliate in winter to remove much of the source of infection.
2. Remove the varieties that get it first and replace them.
3. If rust persists after actions one or two, either do nothing as it will disappear with warmer weather.
4. Or begin a spray program with a fungicide containing triforine and apply every seven days without fail.
5. To Christensen, the spray program is more trouble than it is worth.

One caveat: Not only does the author recommend mulches (with the exception of redwood based because he believes they stunt the growth of roses), he also recommends living mulches of day lilies, nasturtiums or *Aptenia cordifolia* (Red Apple). My own experience with Nasturtiums is that they will self-seed in belly button lint and should be avoided; 'Red Apple' will climb up blue cypress to a height of five feet or more whatever its disease reducing powers; personally, I try to avoid unnecessary combat in the rose garden.


Jack E. Christensen was the Vice President of Research and Development at Armstrong Nurseries and became the chief hybridist at that company at age 24. He has developed approximately 83 roses of which 53 remain in commerce.

(The list of places, roses, vendors and the like can be found at: <http://home.earthlink.net/~jchristensen/index.html>)

Reprinted with permission.

Organics, Continued from Page 7

in proportion to the bloom size. Primary Products carries *Endogenous Hormone Rose Cocktail*, a blend of hormones and nutrients that improve root growth and plant growth rate and vigor. I have not used it and don't know if it works. It does seem to be very expensive. I have tried the mycorrhizae inoculant cocktails. In scientific tests they increased the growth rate of plant and root system and bloom production. I did not use it in the planting hole (the preferred method of introduction), but I did follow the directions for introducing it to established plants. I faithfully fed those plants nothing but organics and nothing with high phosphorous content (which will apparently kill them). I saw no difference in the growth, in my garden, between the plants that got "innoculated" and those that didn't, either the first year or any year thereafter — I also saw no difference in the size of their root systems when I shovel pruned them. This product was also very expensive. On a recent trip to Orange County Farm Supply Company, a product called *The Master Gardner Answer Bio-Stimulant* caught my eye. It is "approved for use by certified Organic Growers." It supposedly "shields against harmful chemicals ... protects, nurtures and stimulates microbial life ... and improves the availability and intake of nutrients." I asked Chris (the salesman, and a friend) about it. He said it "really does work." He also said he'd reduce the price of it from \$30 a pint to \$15 "just to get it off the shelf." Being the optimist (and "sucker") that I am, I bought it. I'll add it to my fish emulsion when I feed tomorrow. I'll let you know if it works ... on second thought, since I'm an exhibitor always looking for an edge, if it works, I may not.



'Lynn Anderson'

PACIFIC SOUTHWEST DISTRICT ROSE SOCIETIES & THEIR PRESIDENTS

GREEN VALLEY RS

Rosemarie Beall
P. O. Box 309
Green Valley, AZ 85622
(520) 393-7063
rbeall6670@aol.com

INLAND VALLEY RS

Diane Mills
32354 D Ave.
Yucaipa, CA 92399
(909) 797-4401

INVITATIONAL RS

Samuel T. Trivitt
7017 Elias Avenue
Bakersfield, CA 93308-2039
(661) 399-7185
Roses-P10@worldnet.att.net

KERN COUNTY RS

Frances Ratliff
10053 Breckenridge Road
Bakersfield, CA 93307
(661) 366-7796

LAS CRUCES RS

Tom Heilpern
792 Warm Sands Ct.
Las Cruces, NM 88011
(505) 522-5580
RDHNM@aol.com

LAS VEGAS VALLEY RS

John L. Vinson
6840 Sierra Trail
Las Vegas, NV 89102
(702) 873-6621
lvnvinson@aol.com

LOS ANGELES RS

Kitty Belendez
21133 Kingscrest Drive
Santa Clarita, CA 91350-1934
(661) 296-5033
rosectckb@aol.com

MESA/EAST VALLEY RS

Mike Jepsen
620 W Sierra Madre
Gilbert, AZ 85233
(480) 892-7998
mcjdisc-n-roses@juno.com

ORANGE COUNTY RS

Denise Pulley
6451 Newbury Dr.
Huntington Beach, CA 92647-
6565 (714) 847-2016
DJPULLEY@aol.com

PACIFIC RS

Red Collard
2528 N Keystone Street
Burbank, CA 91504
(818) 846-5720
Rosesnu@aol.com

PHOENIX RS

Sharon Carls
17418 N. 21st Drive
Phoenix, AZ 85023-2259
(602) 942-1543

RIVERSIDE RS

Joyce Jones
25035 Quebrada Ct.
Moreno Valley CA 92557
(909) 924-9158

SADDLEBACK MOUNTAIN RS

Maxine Casper
25691 Rapid Falls Drive
Laguna Hills, CA 92653-5850
(949) 448-0720
maxine.casper@home.com

SAN DIEGO RS

Laura Berend
P.O. Box 86124
San Diego, CA 92138-6124
(619) 464-7914
purplecats@wildmail.com

SAN FERNANDO VALLEY RS

Carole Collard
2528 N Keystone Street
Burbank, CA 91504
(818) 846-5720
Rosesnu@aol.com

SANTA BARBARA RS

Steve Neighbors
7747 Live Oak Ave.
Santa Paula, CA 93060-9731
spn110@aol.com

SANTA CLARITA VALLEY RS

Kitty Belendez
21133 Kingscrest Drive
Santa Clarita, CA 91350-1934
(661) 296-5033
rosectckb@aol.com

SANTA FE RS

Shelby Green
12 Elk Circle
Santa Fe, NM 87501
(505) 983-9683

SANTA YNEZ VALLEY RS

Una Lopez
860 Refugio Road
Santa Ynez, CA 93460-9308
(805) 688-6896
una@silcom.com

SCOTTSDALE RS

Helen Baird
4645 E. Joan De Arc
Phoenix, AZ 85032
(602) 953-9133
plesnar@primenet.com

SOUTH COAST RS

Gloria Leinbach
4502 Vista Largo
Torrance, CA 90505
(310) 373-2858
Coastrose@aol.com

SUN CITY ROSE & GARDEN CLUB

Shirley Oestreich
10513 Kelso Dr.
Sun City, AZ 85351
(623) 977-9653
shirldel@juno.com

TEHACHAPI RS

Kay Grant
22531 Camp Drive
Tehachapi, CA 93561
(661) 822-9065
bkgrant@inreach.com

TEMECULA VALLEY RS

Simonne Arnould
2496 Corte Delgado
Murrieta, CA. 92562
(909) 677-4272

TINSELTOWN RS

Helen R. Richards
5438 Radford Avenue
Valley Village, CA 91607
(818) 985-0913
helen4@flash.net

TUCSON RS

Kathryn Johnson
Rt 50 16670 N Capstan Ave.
Tucson, AZ 85737-4344
(520) 825-3052
kacie@iwon.com

VENTURA RS

Clay Jennings
22 Gypsy Lane
Camarillo, CA 93030-1320
(805) 482-2066
jennings@vnet.com

WASCO RS

Mildred George
934 Rosewood
Wasco, CA 93280
(661) 758-2539
mdgeorge@earthlink.net

WEST VALLEY RS

Ken Jones
6130 W. Claremont Street
Glendale, AZ 85301-4401
(623) 931-5004
toprose00@yahoo.com

YAVAPAI RS

David Humphrey
2270 Pemberton Drive
Prescott, AZ 86305-8579
(520) 778-5507
dhump@treknet.net



Pacific Southwest Rose

Quarterly Publication of the Pacific Southwest District of the American Rose Society

Published
February, May, August,
and November

**Your Subscription Expiration Date
is on Your Mailing Label (MO/YR)**

SUBSCRIPTION

\$10/One Year

\$20/Two Years

\$30/Three Years

Make Check Payable To:
PSWD

And Send To The Editor
At The Above Address



Kitty Belendez, Editor
21133 Kingscrest Drive
Santa Clarita CA 91350-1934

ADDRESS SERVICE REQUESTED

NON-PROFIT
ORGANIZATION
U. S. POSTAGE
PAID
SANTA CLARITA, CA
PERMIT NO. 523

PACIFIC SOUTHWEST DISTRICT OFFICERS & COMMITTEE CHAIRS

DISTRICT DIRECTOR **Steve Jones**

25769 Miguel Ct.
Valencia, CA 91355-2144
H: (661) 254-7741
W: (909) 396-2094
Fax: (909) 396-3867 (24 hour)
Fax: (661) 254-5881 (by appt.)
scvrose@aol.com

VICE DISTRICT DIRECTOR

Dr. Bill Christensen

P.O.Box 6408
Albuquerque, NM 87197
(505) 345-1344
kreg@swcp.com

SECRETARY

Marylou Coffman

213 N. Riata Street
Gilbert, AZ 85234
(602) 926-3064
coffmanml@aol.com

TREASURER

Chris Greenwood

1029 Woodland Lane
Glendora, CA 91741-3669
(626) 914-7585
Crisgreen1@aol.com

ARS NATIONAL NOMINATIONS PRIZES & AWARDS

Dan Bifano

710 Palermo Drive
Santa Barbara, CA 93105
(805) 682-8048
dbifano@silcom.com

HORTICULTURE JUDGES

Frank and Cherrie Grasso

2235 Tierra Verde Rd.
Vista, CA 92084
(760) 727-2436
rosewizz@aol.com

ARRANGEMENT JUDGES

Kreg Hill

PO Box 6408
Albuquerque, NM 87111
(505) 345-1344
kreg@swcp.com

DISTRICT NOMINATIONS

Lou Pavlovich

2049 E. Ninth Street
Tucson, AZ 85719-4912
(520) 743-1438
lou@baseballnews.com

EDITOR & EDUCATION

Kitty Belendez

21133 Kingscrest Drive
Santa Clarita, CA 91350
(661) 296-5033
FAX: (661) 257-3595
rosextckb@aol.com

ROSES IN REVIEW

Dona English

4659 E. Glade Circle
Mesa, AZ 85206
(480) 807-3475
donainglsh@aol.com

PARLIAMENTARIAN

Leah Watterberg

1615 Adelita Drive NE
Albuquerque, NM 87112
(505) 299-8517
jandlwatterberg@compuserve.com

GARDENS

Donna Banovich-Pybus

8002 N. 14th Avenue
Phoenix, AZ 85021
(602) 997-1787
bpybus@speedchoice.com

CONSULTING ROSARIANS

Robert B. Martin, Jr.

1212 S. El Molino Ave.
Pasadena, CA 91106
(626) 793-9742
petrose@aol.com

TROPHY REVIEW

Lillian Biesiadecki

1527 Anita Lane
Newport Beach, CA 92660
(949) 650-0946
biesrj@worldnet.att.net

HISTORIAN

Cheryl Hume

2395 N. Leonard Lane
Las Vegas, NV 89108-3004
(702) 255-2686

BYLAWS

Alan Troyer

13317 Desert Flower NE
Albuquerque, NM 87111-5509
(505) 299 9590
troyer@swcp.com

WEBMASTER

Glenn F. Fiery, Jr.

dhs skier@iname.com